



ಬೃಹತ್ ಬೆಂಗಳೂರು ಮಹಾನಗರ ಪಾಲಿಕೆ
Bruhat Bengaluru Mahanagara Palike



BBMP COVID-19 WAR ROOM 02.01.2022



ABSTRACT OF COVID-19 CASES IN BENGALURU



	MALE	FEMALE	TRANSGENDER	MALE	FEMALE	TRANSGENDER	TOTAL	
	Last 24 Hours	Last 24 Hours	Last 24 Hours	Cumulative	Cumulative	Cumulative	Last 24 Hours	Cumulative
Positive Cases	488	435	0	7,55,124	5,10,072	155	923	12,65,351
Recovered Cases	73	52	0	7,40,553	4,99,572	149	125	12,40,274
Death Cases	1	2	0	10,383	6,019	4	3*	16,406
Total Tests Done	In Last 24 hrs : 42,069					Cumulative : 2,37,26,147		
ACTIVE CASES					8,671			

*Covid deaths occurred today : 00 | Covid deaths occurred beyond last 24 hrs., reported today : 03

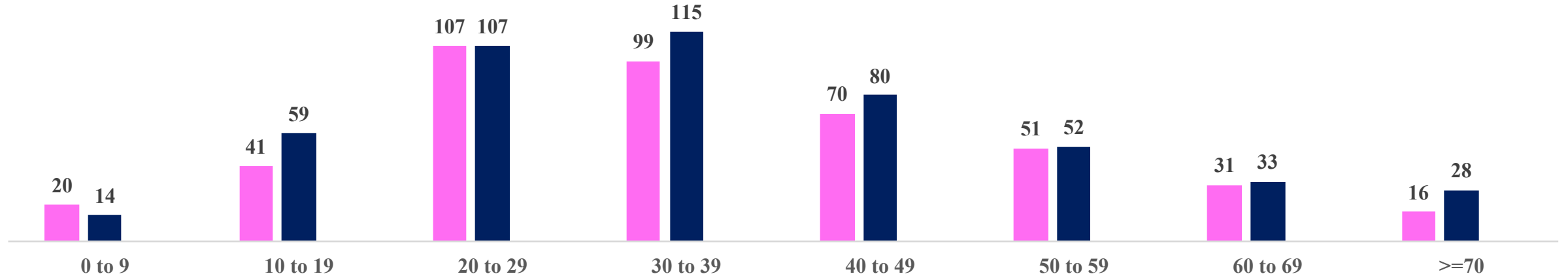


LAST 24 HOURS AGE GROUP AND GENDER WISE DISTRIBUTION

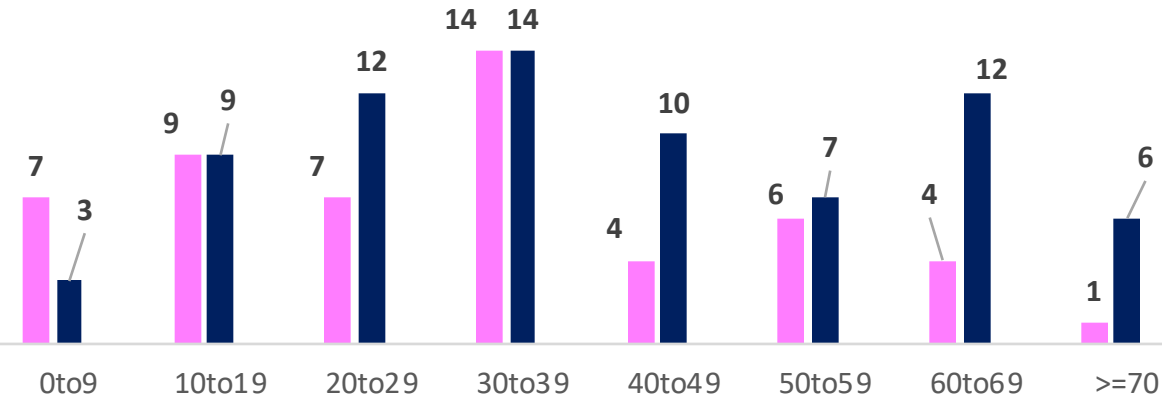


Positive Cases : 923

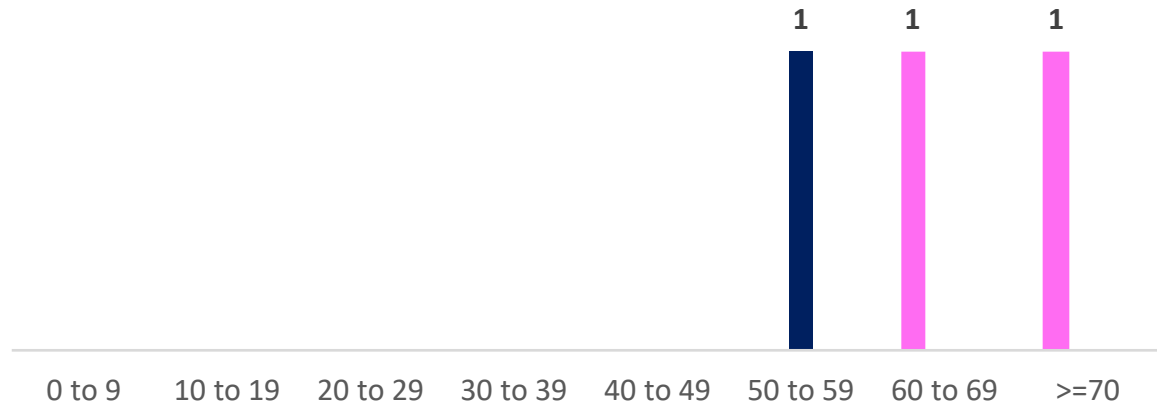
FEMALE MALE TRANSGENDER



Recovered Cases : 125



Death Cases : 3





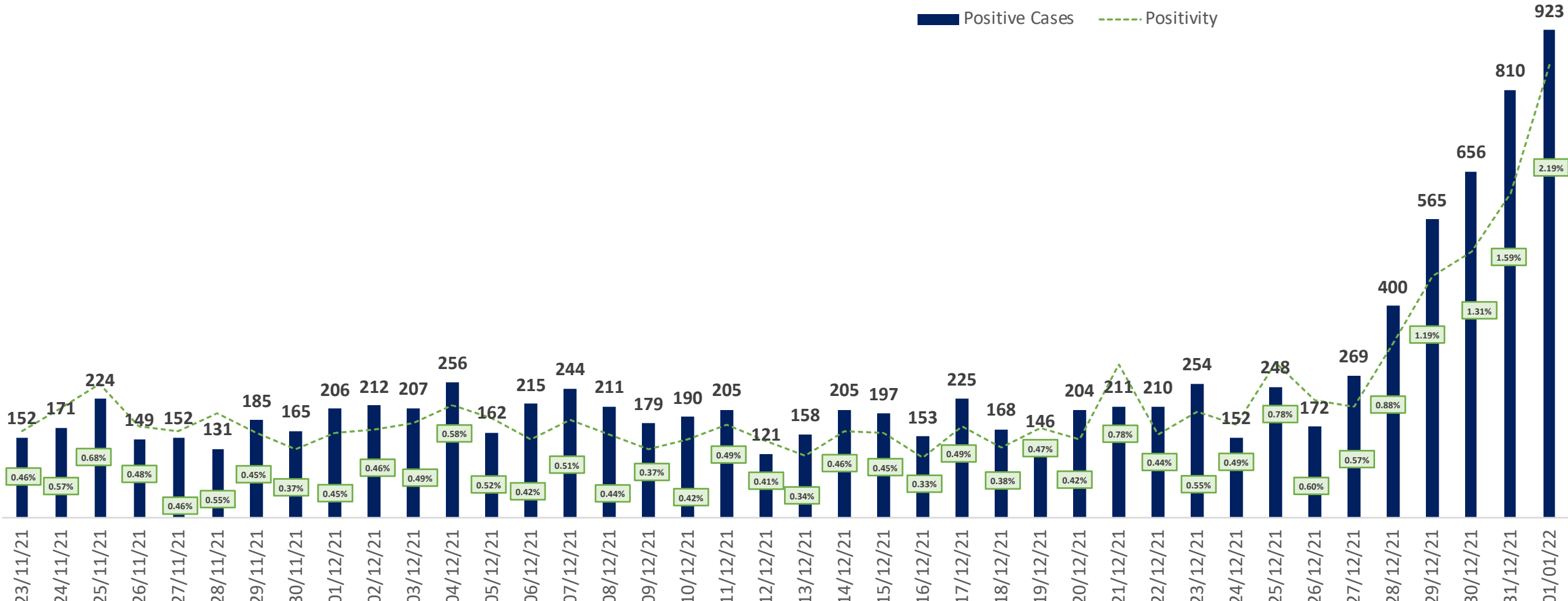
SNAPSHOT OF BENGALURU COVID-19 CASES IN LAST 8 WEEKS



	07-11-2021 To 13-11-2021	14-11-2021 To 20-11-2021	21-11-2021 To 27-11-2021	28-11-2021 To 04-12-2021	05-12-2021 To 11-12-2021	12-12-2021 To 18-12-2021	19-12-2021 To 25-12-2021	26-12-2021 To 01-01-2022
Total Positive Cases	1,144	1,079	1,082	1,362	1,406	1,227	1,425	3,795
Total Recovered Cases	892	1,870	1,587	1,497	920	1,157	1,029	1,152
Total Death Cases	17	11	6	16	20	12	8	20
Case Fatality Rate	1.49%	1.02%	0.55%	1.17%	1.42%	0.98%	0.56%	0.53%
Total Tests Conducted	2,99,177	2,37,332	2,12,581	2,86,831	3,12,611	2,99,993	2,62,442	3,11,453
Positivity Rate	0.38%	0.45%	0.51%	0.47%	0.45%	0.41%	0.54%	1.22%

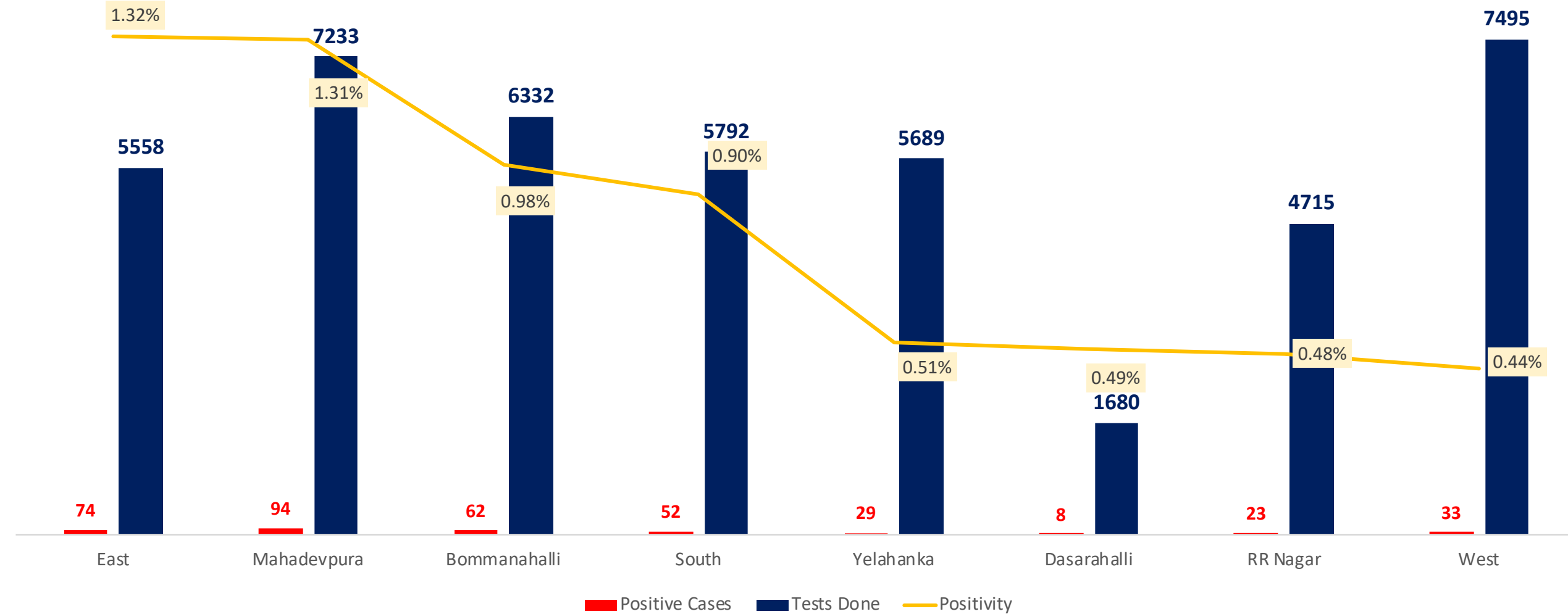


POSITIVITY RATE OF BENGALURU – LAST 40 DAYS



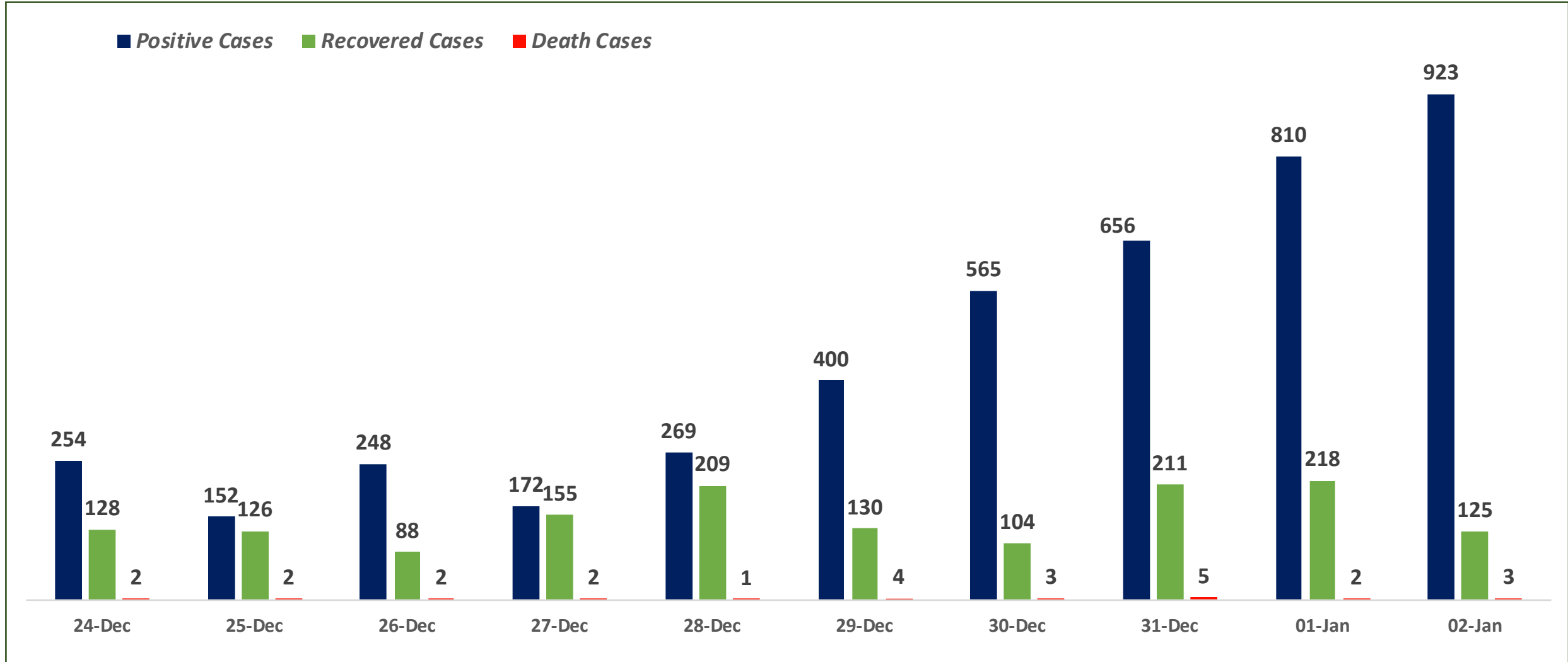


ZONE WISE AVERAGE POSITIVITY TREND FOR LAST 3 DAYS





SNAPSHOT OF POSITIVE, RECOVERED AND DEATH CASES OVER LAST 10 DAYS ACROSS BBMP ZONES

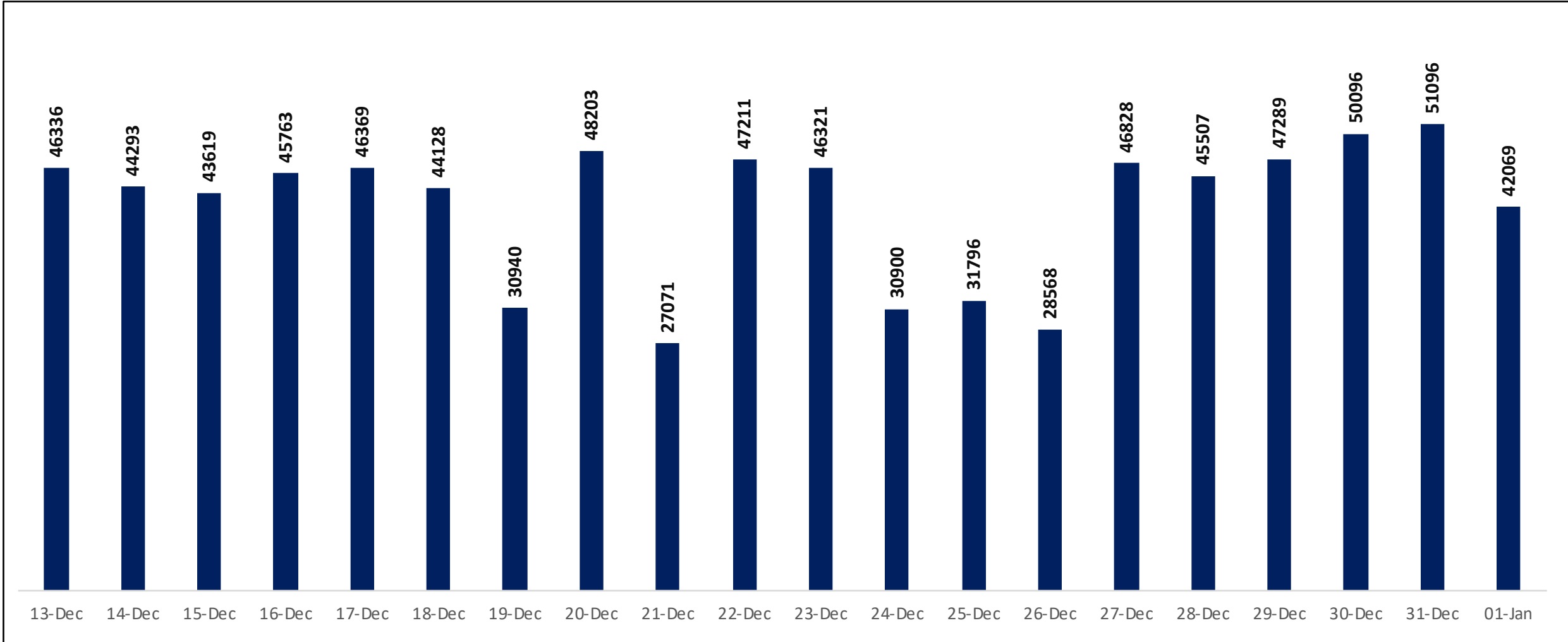




TESTING TRENDS IN BENGALURU

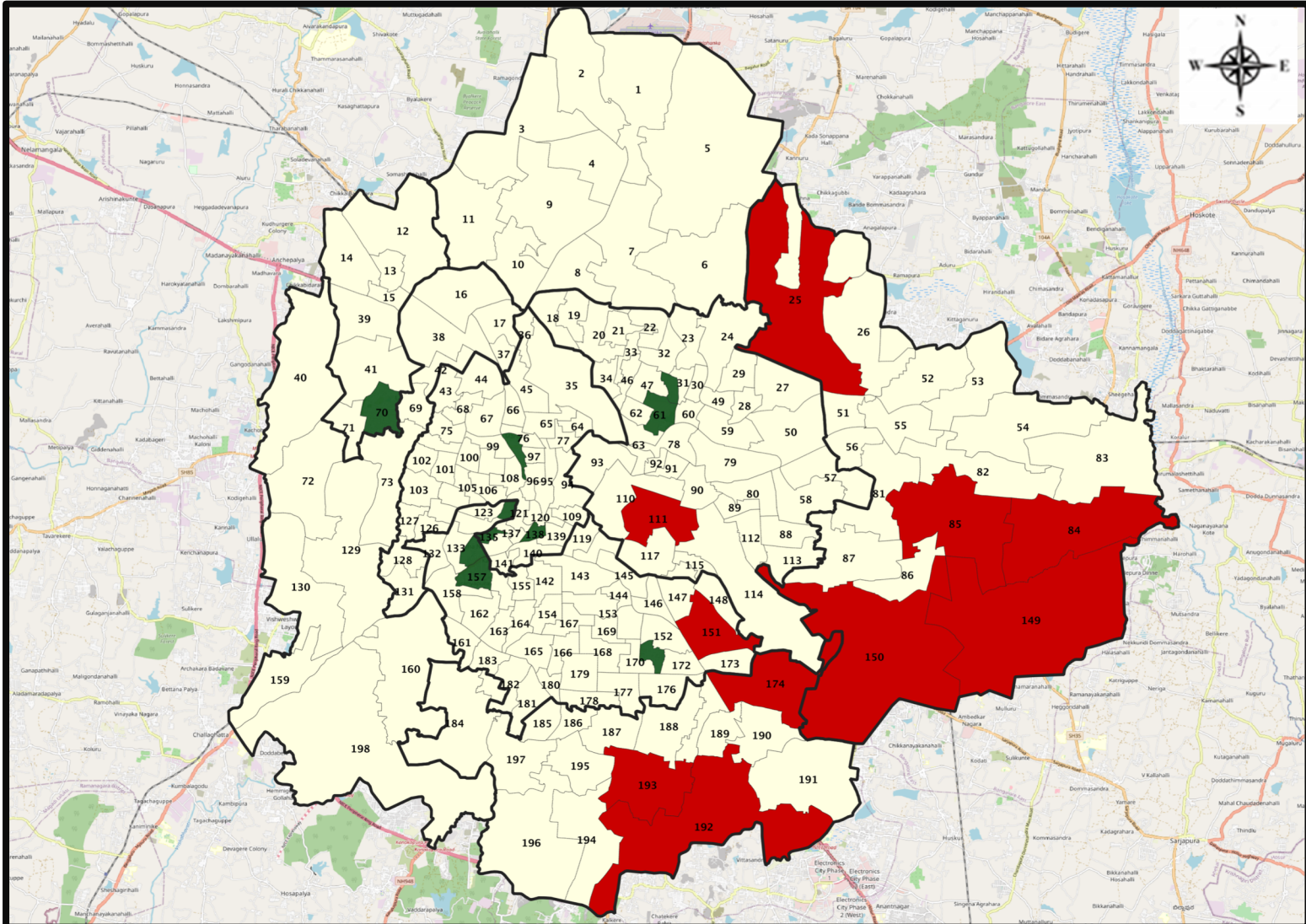


Total Test Conducted Till Date	Test Conducted Last 24 hours
2,37,26,147	42,069





BENGALURU URBAN MAP SHOWING TREND OF POSITIVE CASES IN LAST 10 DAYS



Top 10 wards reporting highest number of positive cases in last 10 days

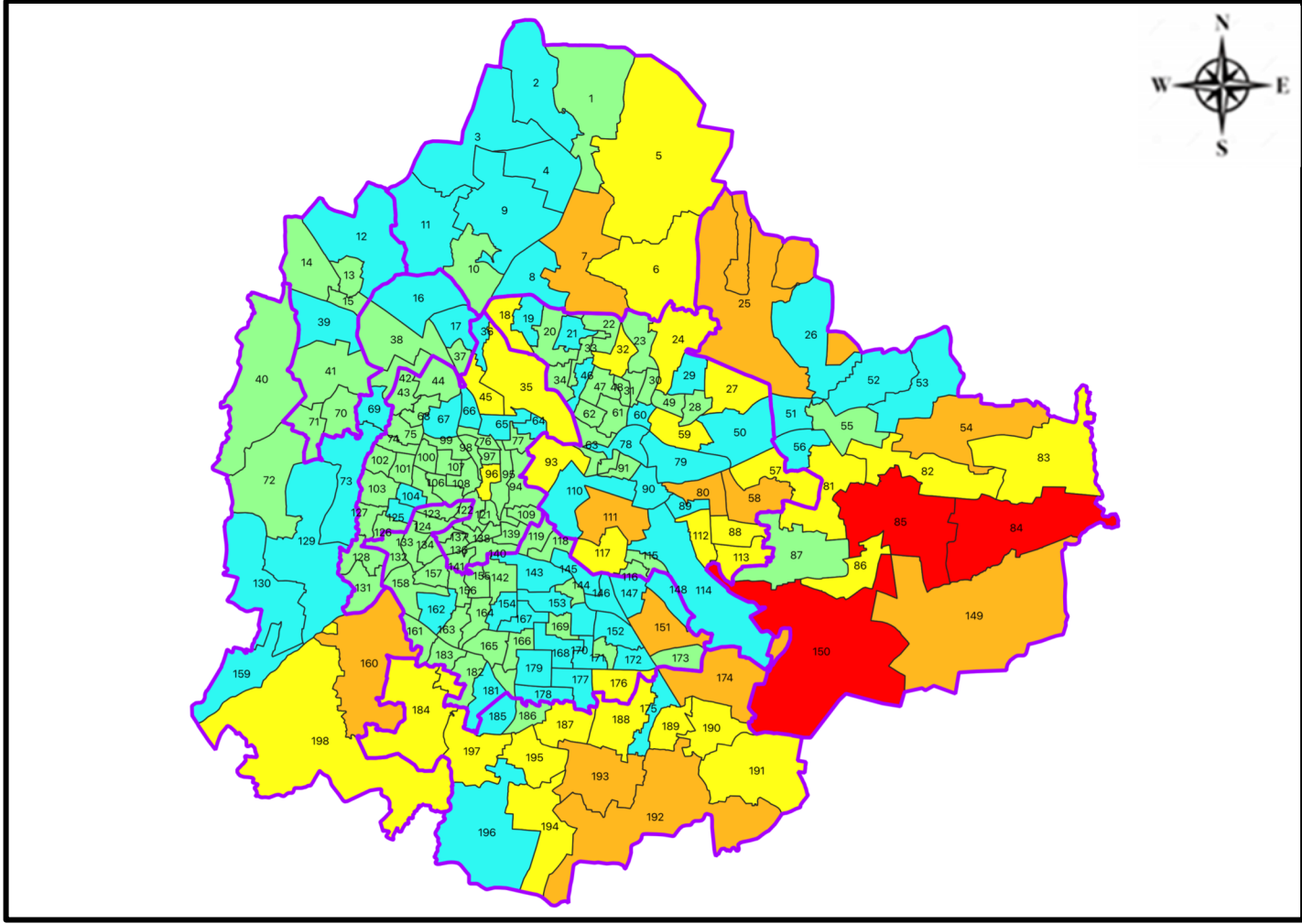
Ward No.	Ward Name	Daily Cases Average
150	Bellanduru	26
85	Dodda Nekkundi	11
84	Hagadur	10
174	HSR Layout	10
193	Arakere	10
149	Varthuru	9
151	Koramangala	8
25	Horamavu	8
111	Shantala Nagar	7
192	Begur	7






Top 10 wards reporting least number of positive cases in last 10 days

Ward No.	Ward Name	Daily Cases Average
171	Gurappanapalya	0
138	Chalavadipalya	0
135	Padarayanapura	0
134	Bapuji Nagar	0
122	Kempapura Agrahara	0
98	Prakash Nagar	0
70	Rajagopal Nagara	0
61	S K Garden	0
48	Muneshwara Nagar	0
157	Gali Anjaneya Temple	0



BENGALURU MAP SHOWING INTENSITY OF POSITIVE CASES IN LAST 10 DAYS



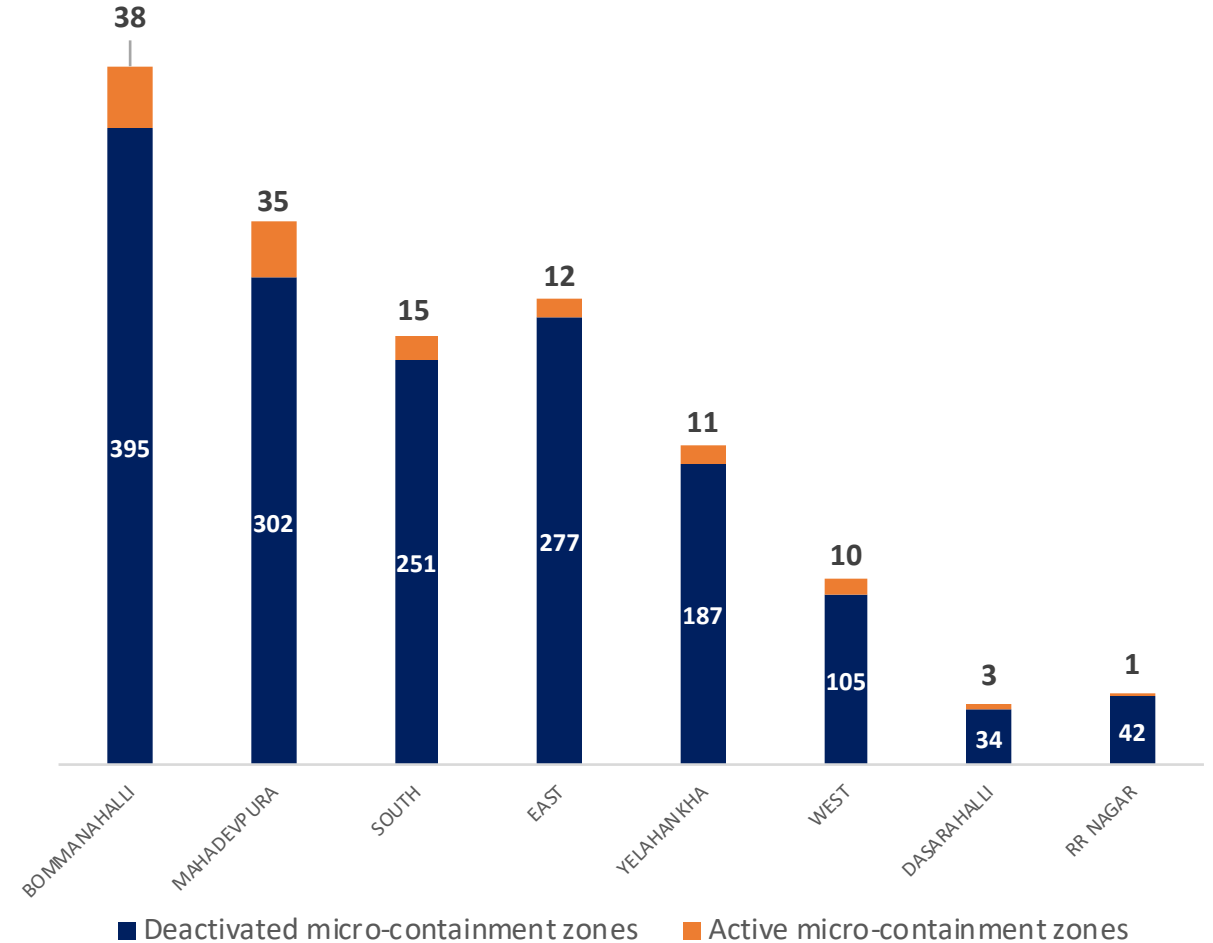
-  **Level 1 : 0 to 10 Cases**
-  **Level 2 : 10 to 25 Cases**
-  **Level 3 : 25 to 50 Cases**
-  **Level 4 : 50 to 100 Cases**
-  **Level 5 : Above 100 Cases**
-  **Zone Boundaries**



CONTAINMENT ZONE DETAILS



ZONE	TOTAL DECLARED	TOTAL DEACTIVATED	TOTAL ACTIVE
BOMMANAHALLI	433	395	38
MAHADEVPURA	337	302	35
SOUTH	266	251	15
EAST	289	277	12
YELAHANKHA	198	187	11
WEST	115	105	10
DASARAHALLI	37	34	3
RR NAGAR	43	42	1
TOTAL	1718	1593	125





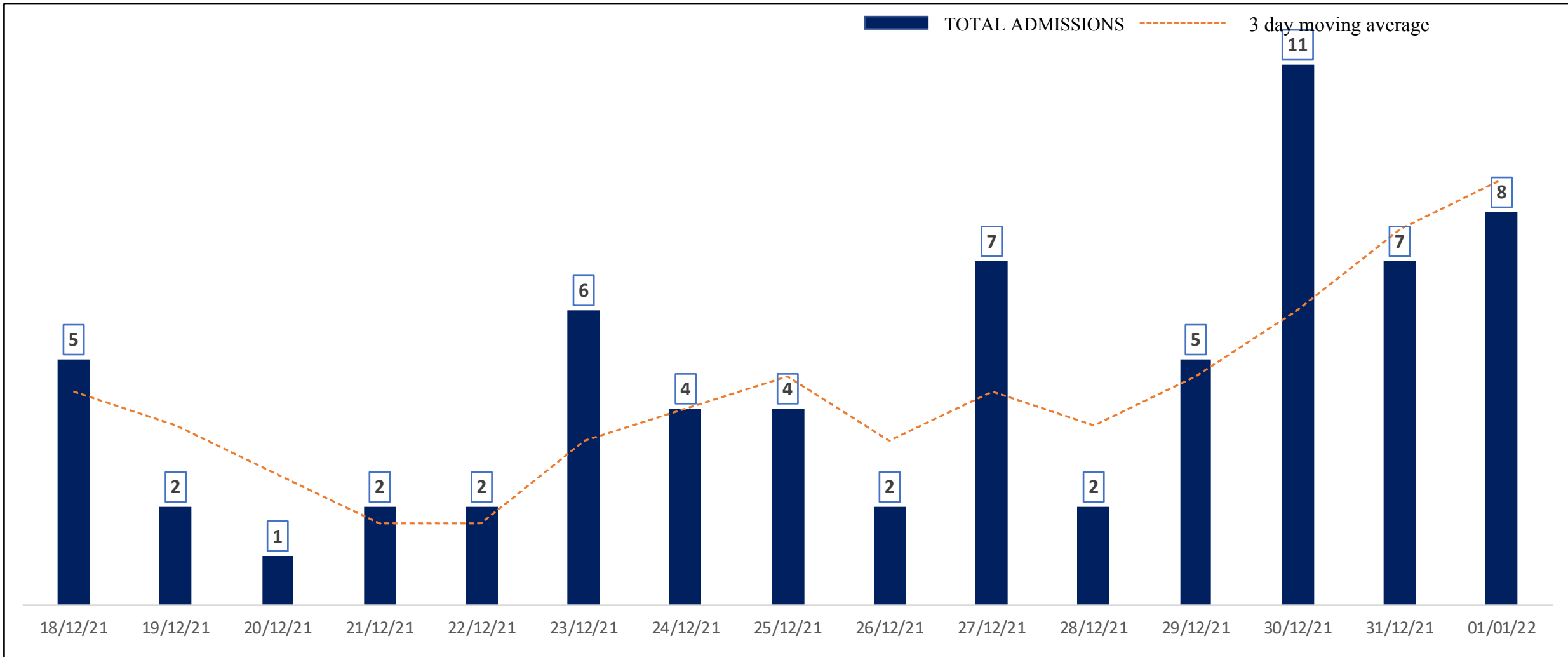
COVID BED STATUS AS ON 02.01.2022



SR. NO.	Facility Type	No. of Hospital	Total Allocated Beds for C+ Patients					Occupied Beds for C+ Patients					Net Available Beds for C+ Patients				
			Gen Beds	HDU	ICU Beds	ICU-V	Total	Gen Beds	HDU	ICU Beds	ICU-V	Total	Gen Beds	HDU	ICU Beds	ICU-V	Total
1	Government Medical Colleges	4	20	621	53	76	770	0	23	1	1	25	20	598	52	75	745
2	Government Hospitals	16	664	210	65	127	1,066	2	7	5	0	14	662	203	60	127	1,052
3	Covid Care Centres	2	90					15					75				
Total Beds		22	774	831	118	203	1,926	17	30	6	1	54	757	801	112	202	1,872



HOSPITAL & CCC ADMISSIONS LAST 15 DAYS TREND



* Only Government Quota Admissions through CHBMS considered

* Only Fresh Admissions considered

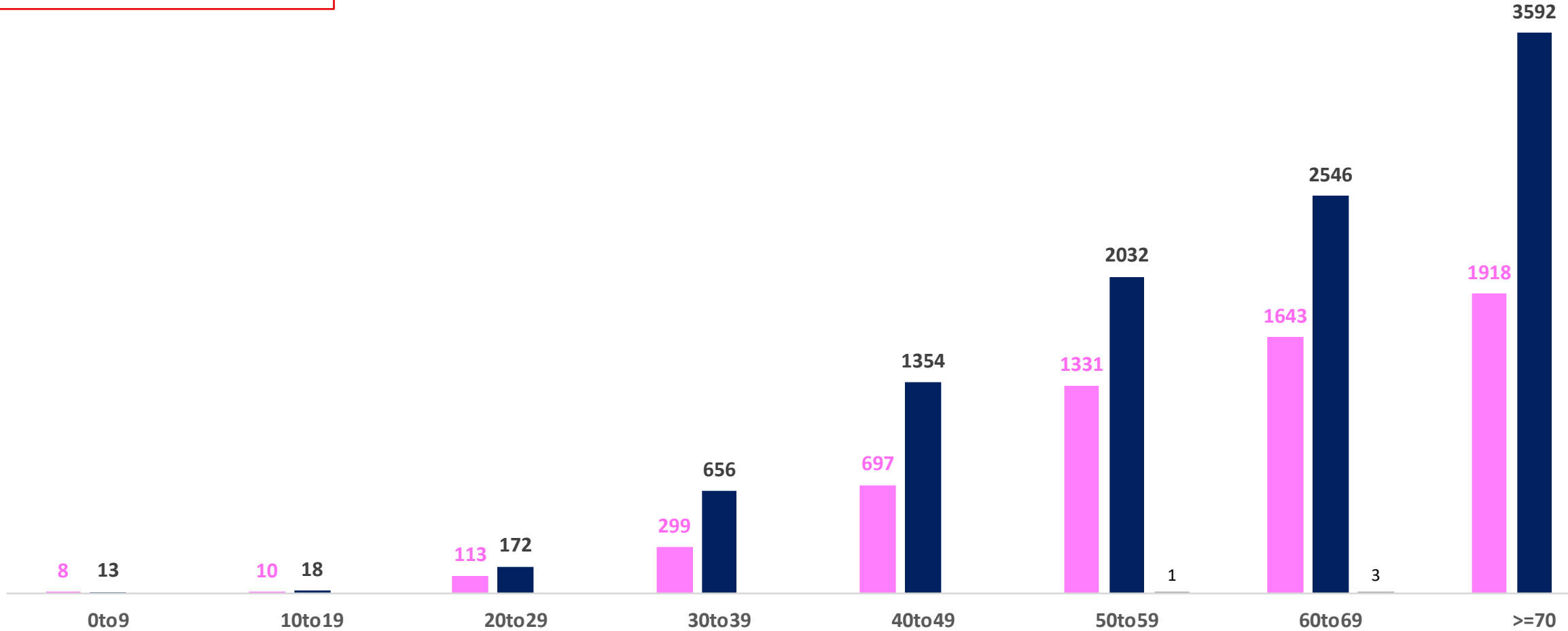


AGE AND GENDER WISE DISTRIBUTION OF DEATH CASES



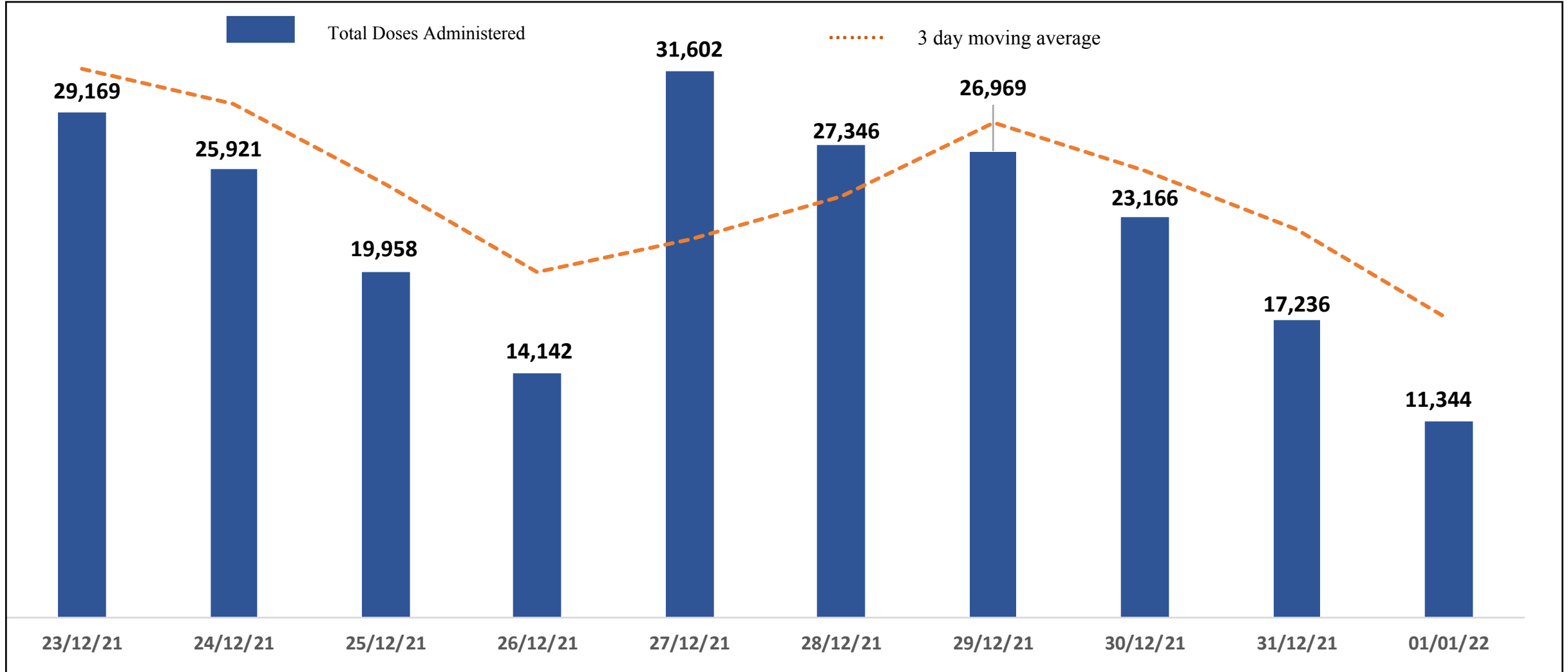
Death Cases: 16,406

Female Male Transgender



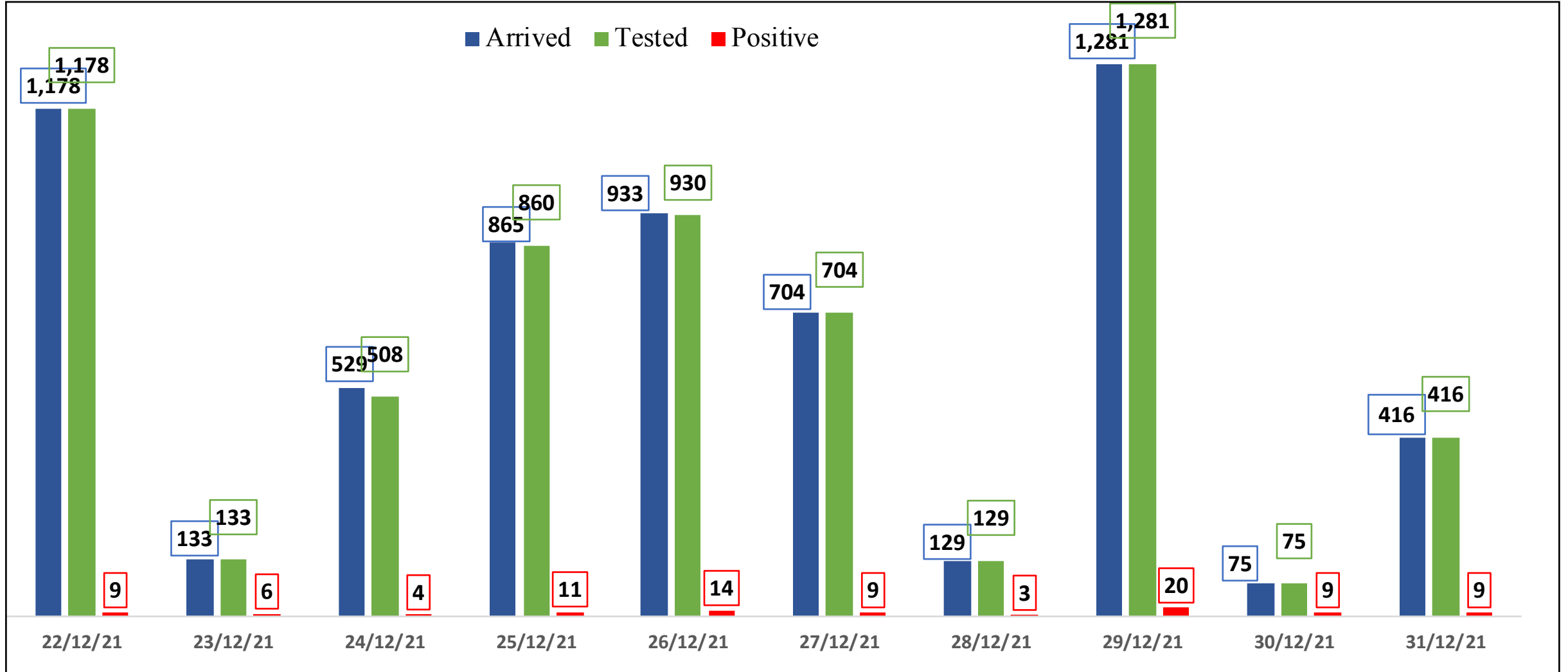


TOTAL VACCINE DOSES ADMINISTERED IN LAST 10 DAYS





INTERNATIONAL TRAVELLERS SURVEILLANCE IN LAST 10 DAYS

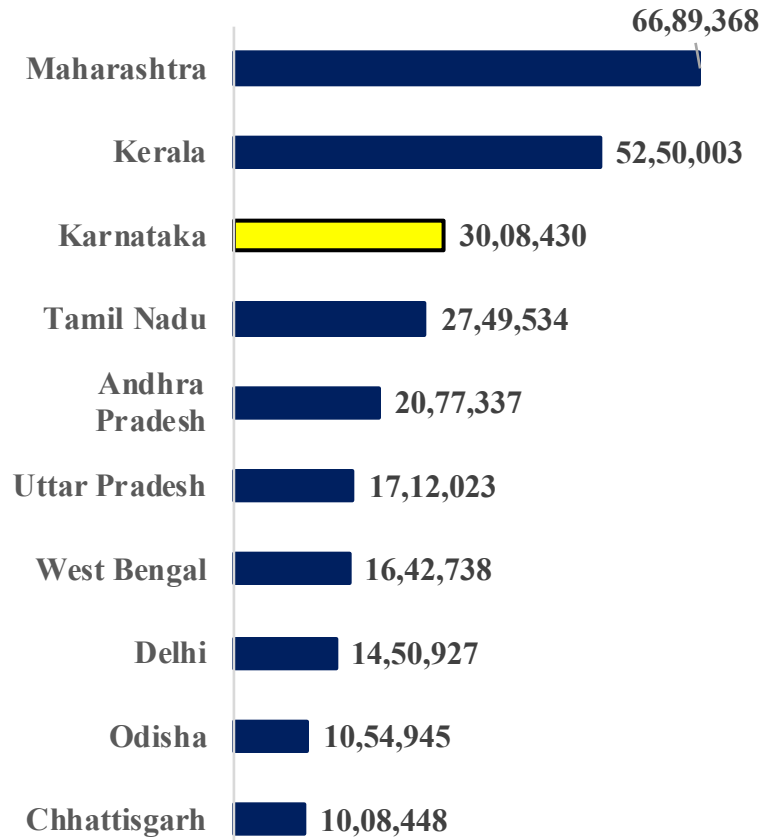




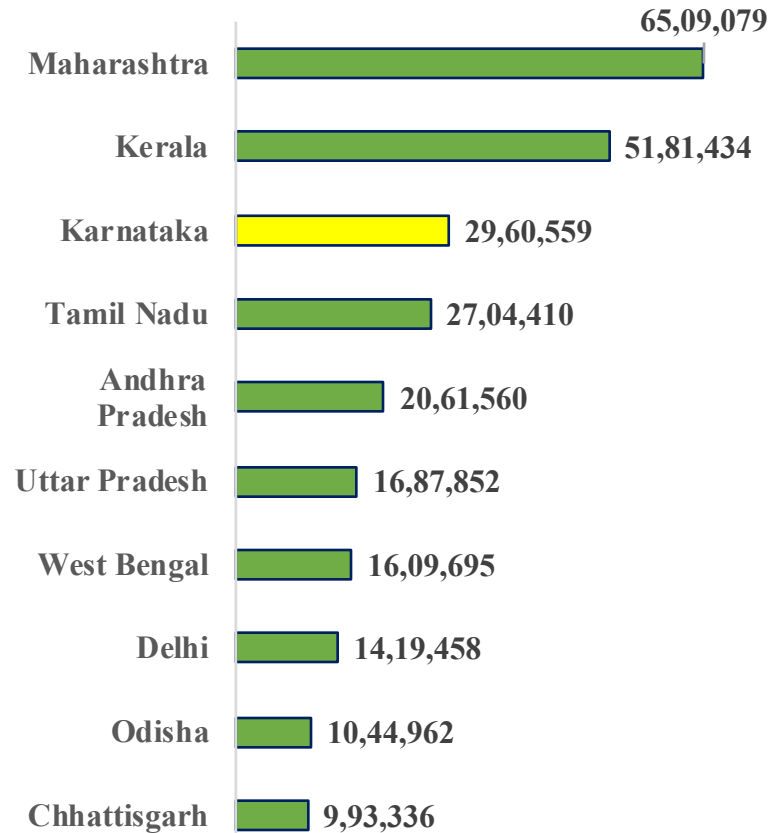
TOP 10 COVID19 AFFECTED INDIAN STATES



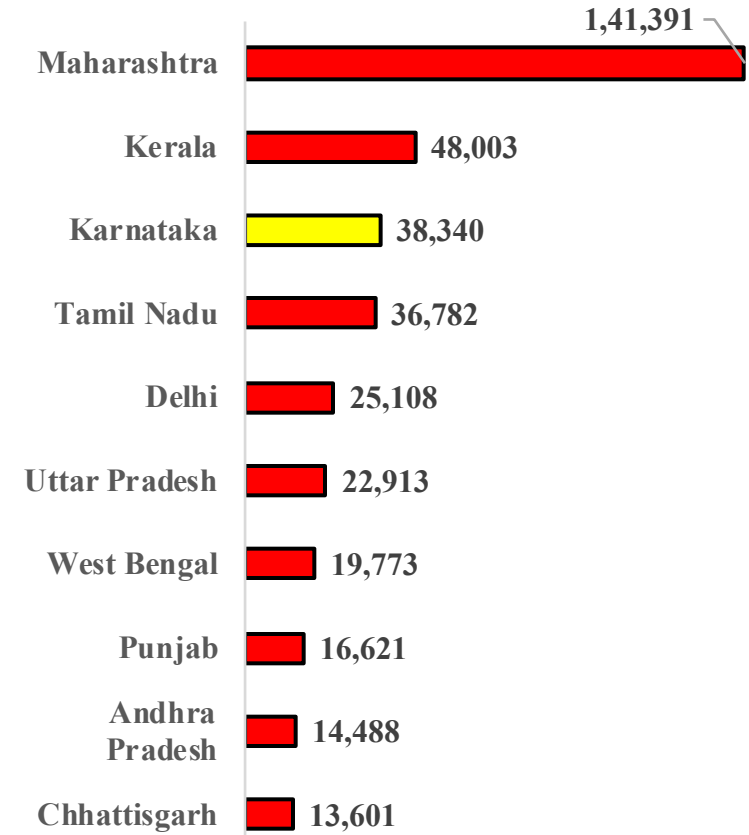
Total Positive Cases



Total Recovered Cases



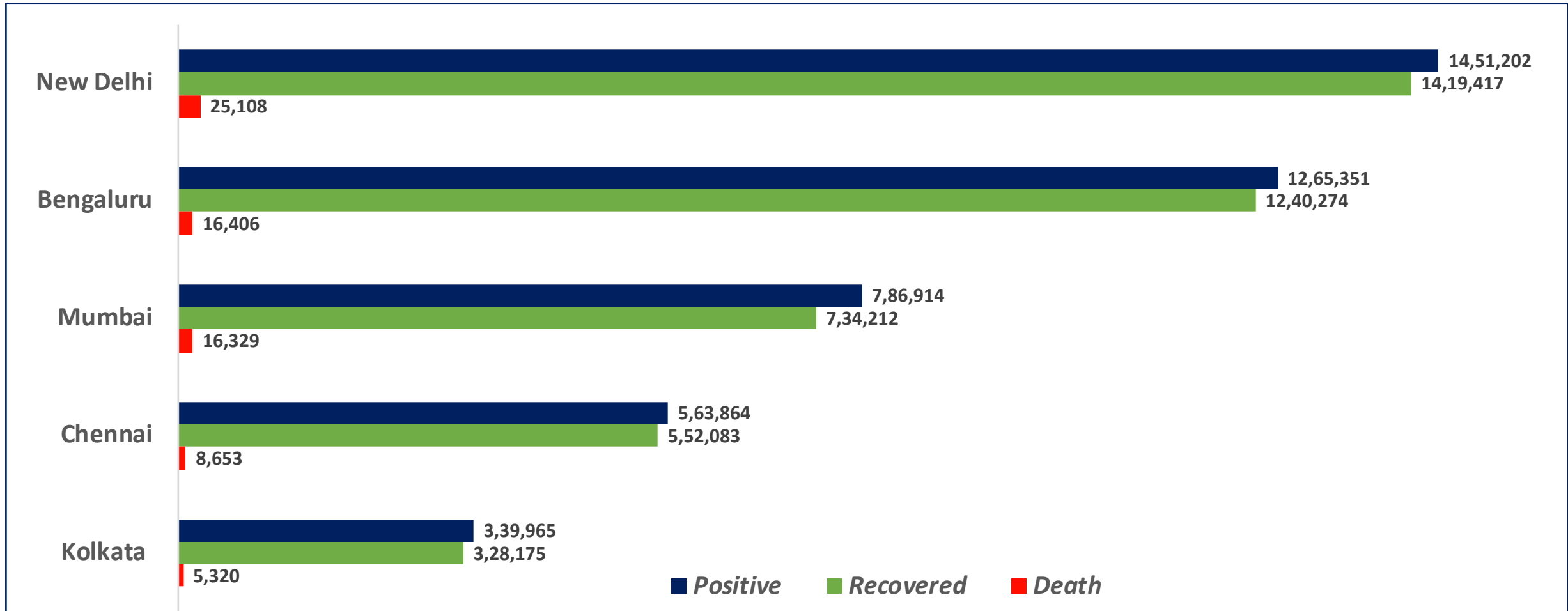
Total Death Cases



Source : <https://www.covid19tracker.in/> / at 5:40 pm (02.01.2022)



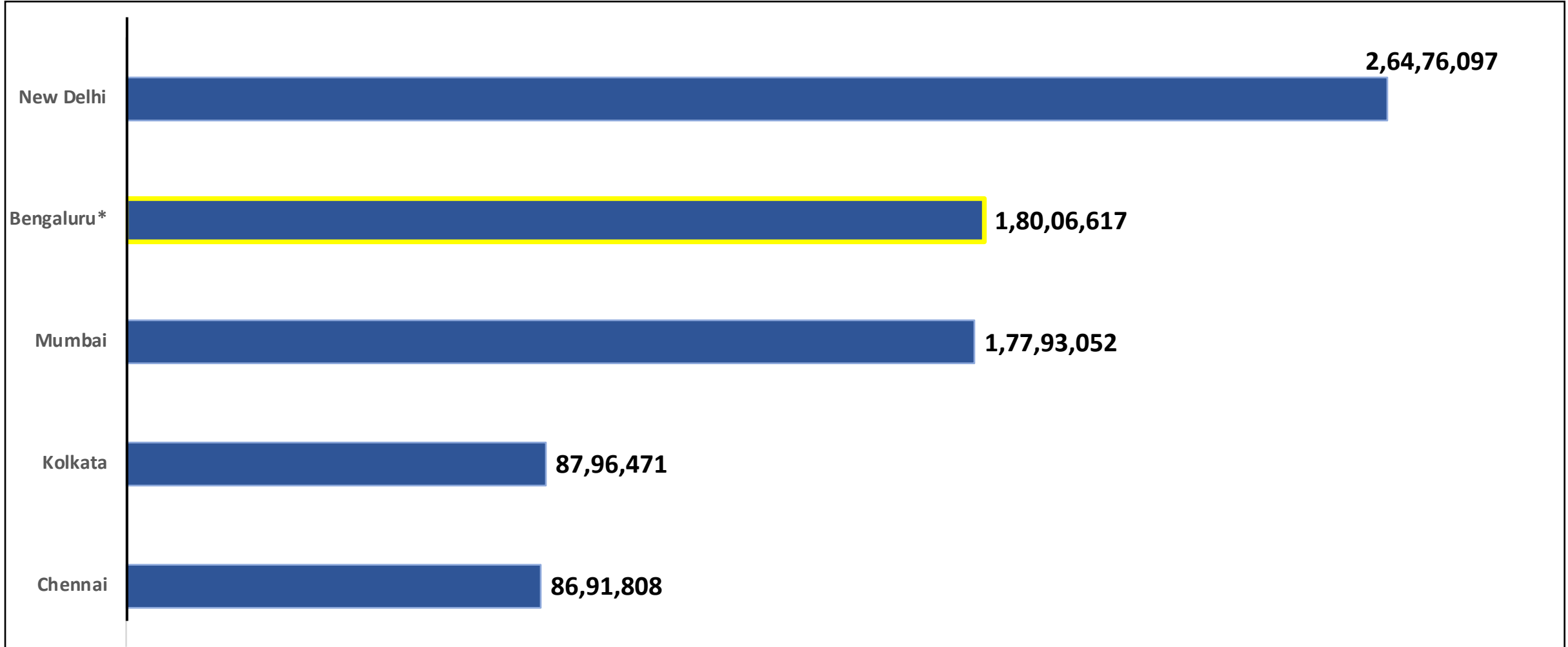
BENGALURU AND OTHER METROPOLITAN CITIES



Source : <https://www.covid19tracker.in/> at 5:40 pm (02.01.2022)



VACCINE DOSES ADMINISTERED IN BENGALURU AND OTHER METROPOLITAN CITIES



Source : <https://dashboard.cowin.gov.in/> at 5:40 pm (02.01.2022)

*includes BBMP & Bengaluru Urban



SNAPSHOT OF COVID-19 CASES IN BENGALURU URBAN



**Total Wards With
<=10 Cases* :
93**

**Tests Conducted
On 01.01.2022:
42,069**

**Recovery
Rate:
98.02%**

**Total
Active Cases :
8,671**

**Total Vaccinated on
01.01.2022:
11,344**

**Positivity
Rate* :
1.22%**

**Active
Rate:
0.69%**

**Case
Fatality Rate* :
0.53%**



*Total positive cases In the past 10 days

*CFR and positivity is for Past 7 days



ಬೃಹತ್ ಬೆಂಗಳೂರು ಮಹಾನಗರ ಪಾಲಿಕೆ Bruhat Bengaluru Mahanagara Palike

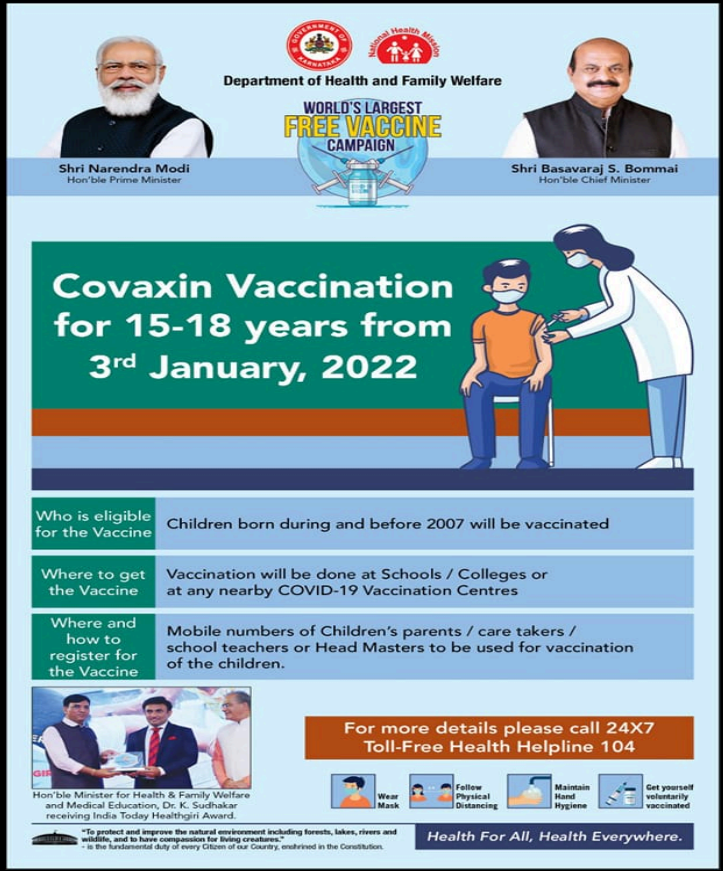


Download BBMP Bulletin	https://apps.bbmpgov.in/covid19/mediabulletin.php
For BBMPCovid19 Bed Status:	https://apps.bbmpgov.in/covid19/en/Bedstatus.php
To register for vaccination :	https://selfregistration.cowin.gov.in/
BBMP COVID19 Dashboard:	https://apps.bbmpgov.in/covid19/
Follow us on:	 www.facebook.com/bbmp.comm1/
	 twitter.com/BBMPCOMM

Issued by:

**Honorable Chief Commissioner, BBMP
Special Commissioner Health & IT, BBMP
MD, Bengaluru Smart City Limited**

THANK YOU !



Department of Health and Family Welfare

WORLD'S LARGEST FREE VACCINE CAMPAIGN

Covaxin Vaccination for 15-18 years from 3rd January, 2022

Who is eligible for the Vaccine Children born during and before 2007 will be vaccinated

Where to get the Vaccine Vaccination will be done at Schools / Colleges or at any nearby COVID-19 Vaccination Centres

Where and how to register for the Vaccine Mobile numbers of Children's parents / care takers / school teachers or Head Masters to be used for vaccination of the children.

For more details please call 24X7 Toll-Free Health Helpline 104

Wear Mask **Follow Physical Distancing** **Maintain Hand Hygiene** **Get yourself voluntarily vaccinated**

Health For All, Health Everywhere.

